

welcome to  
Ultimate  
Rewards™  
the rewards program  
you've been waiting for  
exclusively for  
Chase cardmembers.

Learn More >




CHASE  
UR ultimate  
rewards.

• Hair Loss • Joint Pains • Very Tired  
Could I have Lupus?  
Get the whole story  
Ad Council  
U.S. Department of Health and Human Services

### The Simpsons: Road Rage

(Last updated: May 17, 2002)



#### Strategy Guide

- Cheat notes

Multiple cheats can be entered simultaneously. Cheats are only active for the next game session. All cheats will be disabled once you return to the main menu. When any cheat is enabled, no money can be earned in Road Rage mode.

- Drive red brick car

At the options menu, hold L + R and press B(2), Y, X. If you entered the code correctly, you will hear a sound.

- Drive as Smithers in Mr. Burns's limousine

At the options menu, hold L + R and press B(2), Y(2). If you entered the code correctly, you will hear a sound.

- Drive Nuclear Bus

At the options menu, hold L + R and press B(2), Y, A. If you entered the code correctly, you will hear a sound.

- Hidden New Year's character

At the options menu, hold L + R and press B(2), X, Y. If you entered the code correctly, you will hear a sound. Alternately, set the system date to January 1 to unlock New Year's Krusty under the "?" at the character selection screen.

- Hidden Halloween character

At the options menu, hold L + R and press B(2), X, A. If you entered the code correctly, you will hear a sound. Alternately, set the system date to October 31 to unlock Halloween Bart (dressed in a Frankenstein costume) under the "?" at the character selection screen.

- Hidden Thanksgiving character

At the options menu, hold L + R and press B(2), X(2). If you entered the code correctly, you will hear a sound. Alternately, set the system date to the third Thursday in November to unlock Thanksgiving Marge (dressed in a Pilgrim costume) under the "?" at the character selection screen.

- Hidden Christmas character

At the options menu, hold L + R and press B(2), X, B. If you entered the code correctly, you will hear a sound. Alternately, set the system date to December 25 to unlock Christmas Apu (dressed in a Santa costume) under the "?" at the character selection screen.

- Special car moves

At the options menu, hold L + R and press A, B(2), A. If you entered the code correctly, you will hear a sound. Hold Gas + Brake + Handbrake while steering left or right while in mid-air to execute the Road Rage Roll. Hold Gas + Handbrake while stationary, then release Handbrake to execute the Speed Boost.

- Time trial mode

At the options menu, hold L + R and press X, B, Y, A. If you entered the code correctly, you will hear a sound. There are no passengers, pedestrians, or traffic in this mode. Press Horn to start, stop, and reset the timer.

- Horizontal split screen

At the options menu, hold L + R and press Y(4). If you entered the code correctly, you will hear a sound. The screen will be split horizontally instead of vertically in two player mode.

- Alternate views

At the options menu, hold L + R and press B(4). If you entered the code correctly, you will hear a sound. Additional views will be unlocked at the pause screen. To unlock another set of views, hold L + R and press B, A(3) at the options menu.

- Overhead view

LIVE UNITED  
LIVE UNITED  
GIVE. ADVOCATE.  
VOLUNTEER.  
LIVE UNITED  
Visit [LiveUnited.org](http://LiveUnited.org)  
to learn how  
Ad Council United Way

## EXHIBIT 4

At the options menu, hold L + R and press X(3), Y. If you entered the code correctly, you will hear a sound.

- Nighttime mode

At the options menu, hold L + R and press A(4). If you entered the code correctly, you will hear a sound.

- Slow-motion mode

At the options menu, hold L + R and press A, X, B, Y. If you entered the code correctly, you will hear a sound.

- Flat characters

At the options menu, hold L + R and press X(4). If you entered the code correctly, you will hear a sound. All the people (except the character you selected) will be flat.

- Show collision lines

At the options menu, hold L + R and press B(2), A(2). If you entered the code correctly, you will hear a sound.

- No map display

At the options menu, hold L + R and press Y, B(2), X. If you entered the code correctly, you will hear a sound.

- Disable all active codes

At the options menu, hold L + R and press Start(4). If you entered the code correctly, you will hear a sound.

- Hidden car

Successfully complete all ten missions in mission mode to unlock The Homer car. The car is selectable in any mode by choosing Homer's picture at the car select screen.

- Mission skip

Intentionally fail a mission five times to have the option to skip the mission. Note: This cannot be done on the final mission.

- Extra time

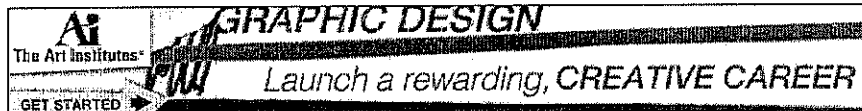
To get +2 seconds, hit the phone booths that have Mr. Burns' picture on them. You can get +2 seconds in the road rage levels by running over the Transit bus stops.

- Extra time and money

Start in Evergreen Terrace. Drive straight ahead to the bus-stop and pick up the passenger. They will want to go to the Kwik-E-Mart. Drop them off and pick up the passenger just outside the Kwik-E-Mart. They will want to go to Smithers' apartment. Drop them off and shoot down the alley opposite to pick up the passenger waiting at the end. They will want to go to Smithers' apartment. The passenger will always be Martin, or the Sea Captain or Barney. Do a quick 180 and shoot down the alley to drop them off. Then, shoot up the alley again to pick up the next passenger, who will always want to go to Smithers' apartment. Keep repeating this for easy money.



[Back To Xbox Index](#)



Where you cook

Where you land



Capture The Sun

COLORADO'S SOLAR EXPERTS

Click to Bookmark XCC!

Trade Games Here |

TradeLair.com

Xbox Cheats

« [cheats index](#)  
« [submit cheats](#)

News

« [latest news](#)

Reviews

« [reviews index](#)  
« [submit reviews](#)

Message Board

« [enter](#)  
« [register](#)

The X Files

« [website links](#)  
« [contact us](#)

## YOUR CHEATS

Game Title:

**The Simpsons: Road Rage**Provided by TradeLair : Details [\[here\]](#)

Category: Other  
Release Date:  
Publisher:  
Developer:  
Best NEW:  
Best USED: N/A  
High Bid: N/A

TradeLair has:

**Cheat notes**

Multiple cheats can be entered simultaneously. Cheats are only active for the next game session. All cheats will be disabled once you return to the main menu. When any cheat is enabled, no money can be earned in Road Rage mode.

**Drive red brick car**

At the options menu, hold L + R and press B(2), Y, X. If you entered the code correctly, you will hear a sound.

**Drive as Smithers in Mr. Burn's limousine**

At the options menu, hold L + R and press B(2), Y(2). If you entered the code correctly, you will hear a sound.

**Drive Nuclear Bus**

At the options menu, hold L + R and press B(2), Y, A. If you entered the code correctly, you will hear a sound.

**Hidden New Year's character**

At the options menu, hold L + R and press B(2), X, Y. If you entered the code correctly, you will hear a sound. Alternately, set the system date to January 1 to unlock New Year's Krusty under the "?" at the character selection screen.

**Hidden Halloween character**

At the options menu, hold L + R and press B(2), X, A. If you entered the code correctly, you will hear a sound. Alternately, set the system date to October 31 to unlock Halloween Bart (dressed in a Frankenstein costume) under the "?" at the character selection screen.

**Hidden Thanksgiving character**

At the options menu, hold L + R and press B(2), X(2). If you entered the code correctly, you will hear a sound. Alternately, set the system date to the third Thursday in November to unlock Thanksgiving Marge (dressed in a Pilgrim costume) under the "?" at the character selection screen.

**Hidden Christmas character**

At the options menu, hold L + R and press B(2), X, B. If you entered the code correctly, you will hear a sound. Alternately, set the system date to December 25 to unlock Christmas Apu (dressed in a Santa costume) under the "?" at the character selection screen.

**Affiliates**

« [CCG Xbox Cheats](#)  
« [IGN Xbox Cheats](#)  
« [GameSpy Xbox Cheats](#)  
« [Cheatoogle](#)  
« [Cheat Masters](#)  
« [24hr Gamers](#)  
« [Cheat Codes For](#)  
« [TradeLair](#)  
« [PS2 Cheats](#)  
« [PS2 Replay](#)  
« [Cheats2k](#)  
« [CheatBot](#)  
« [XBox Users Group](#)  
« [allaboutgames.co.uk](#)

Become an affiliate [here](#)

GameZone  
Online - The

Visit LinkWorld  
Best Sites

XCC: Definitive  
XBox Cheats

please use to link to us

**Special car moves**

At the options menu, hold L + R and press A, B(2), A. If you entered the code correctly, you will hear a sound. Hold Gas + Brake + Handbrake while steering left or right while in mid-air to execute the Road Rage Roll. Hold Gas + Handbrake while stationary, then release Handbrake to execute the Speed Boost.

**Time trial mode**

At the options menu, hold L + R and press X, B, Y, A. If you entered the code correctly, you will hear a sound. There are no passengers, pedestrians, or traffic in this mode. Press Horn to start, stop, and reset the timer.

**Horizontal split screen**

At the options menu, hold L + R and press Y(4). If you entered the code correctly, you will hear a sound. The screen will be split horizontally instead of vertically in two player mode.

**Alternate views**

At the options menu, hold L + R and press B(4). If you entered the code correctly, you will hear a sound. Additional views will be unlocked at the pause screen. To unlock another set of views, hold L + R and press B, A(3) at the options menu.

**Overhead view**

At the options menu, hold L + R and press X(3), Y. If you entered the code correctly, you will hear a sound.

**Nighttime mode**

At the options menu, hold L + R and press A(4). If you entered the code correctly, you will hear a sound.

**Slow-motion mode**

At the options menu, hold L + R and press A, X, B, Y. If you entered the code correctly, you will hear a sound.

**Flat characters**

At the options menu, hold L + R and press X(4). If you entered the code correctly, you will hear a sound. All the people (except the character you selected) will be flat.

**Show collision lines**

At the options menu, hold L + R and press B(2), A(2). If you entered the code correctly, you will hear a sound.

**No map display**

At the options menu, hold L + R and press Y, B(2), X. If you entered the code correctly, you will hear a sound.

**Disable all active codes**

At the options menu, hold L + R and press Start(4). If you entered the code correctly, you will hear a sound.

**Hidden car**

Successfully complete all ten missions in mission mode to unlock The Homer car. The car is selectable in any mode by choosing Homer's picture at the car select screen.

**Mission skip**

Intentionally fail a mission five times to have the option to skip the mission. **Note:** This cannot be done on the final mission.

**Extra time**

To get +2 seconds, hit the phone booths that have Mr. Burns' picture on them. You can get +2 seconds in the road rage levels by running over the Transit bus stops.

**Extra time and money**

Start in Evergreen Terrace. Drive straight ahead to the bus-stop and pick up the passenger. They will want to go to the Kwik-E-Mart. Drop them off and pick up the passenger just outside the Kwik-E-Mart. They will want to go to Smither's apartment. Drop them off and shoot down the alley opposite to pick up the passenger waiting at the end. They will want to go to Smither's apartment. The passenger will always be Martin, or the Sea Captain or Barney. Do a quick 180 and shoot down the alley to drop them off. Then, shoot up the alley

**WHO SAYS  
A COLLEGE  
KID HAS TO  
BE A KID?**

The perfect age for  
college is whatever  
age you're ready.



**KAPLAN  
UNIVERSITY**






again to pick up the next passenger, who will always want to go to Smither's apartment. Keep repeating this for easy money.

**Free Online multiplayer Fantasy RPG:**

 [Lords of Legend RPG](#) 

More The Simpsons: Road Rage Links for cheat codes:

[More cheats for The Simpsons: Road Rage](#)

 [Go Back!](#)  [Gaming Discussion!](#)  [To the Top!](#)

**Other Options**

[Discuss in Forums](#) | [Win a Free Game](#) | [Submit Cheats](#)

**Want to Print this page?**

[click here to PRINT this page!](#)

[XBox-Cheat-Codes.com](#) | The Definitive XBox Resource! Graphics are property of [Stuart Wright](#) unless otherwise stated | [Privacy Policy](#)  
Please note that [XBox-Cheat-Codes.com](#) is in no way associated with [Microsoft Corporation](#) or [XBox.com](#), and is an unofficial fansite!